

Development of the Optical Feedback System of an Atomic Force Microscope

Heidi Kroening and Brandon Hoffman
Houghton College

Outline

Thin Films

Cantilever Operation

The Houghton AFM

Current Status of Optical Feedback System

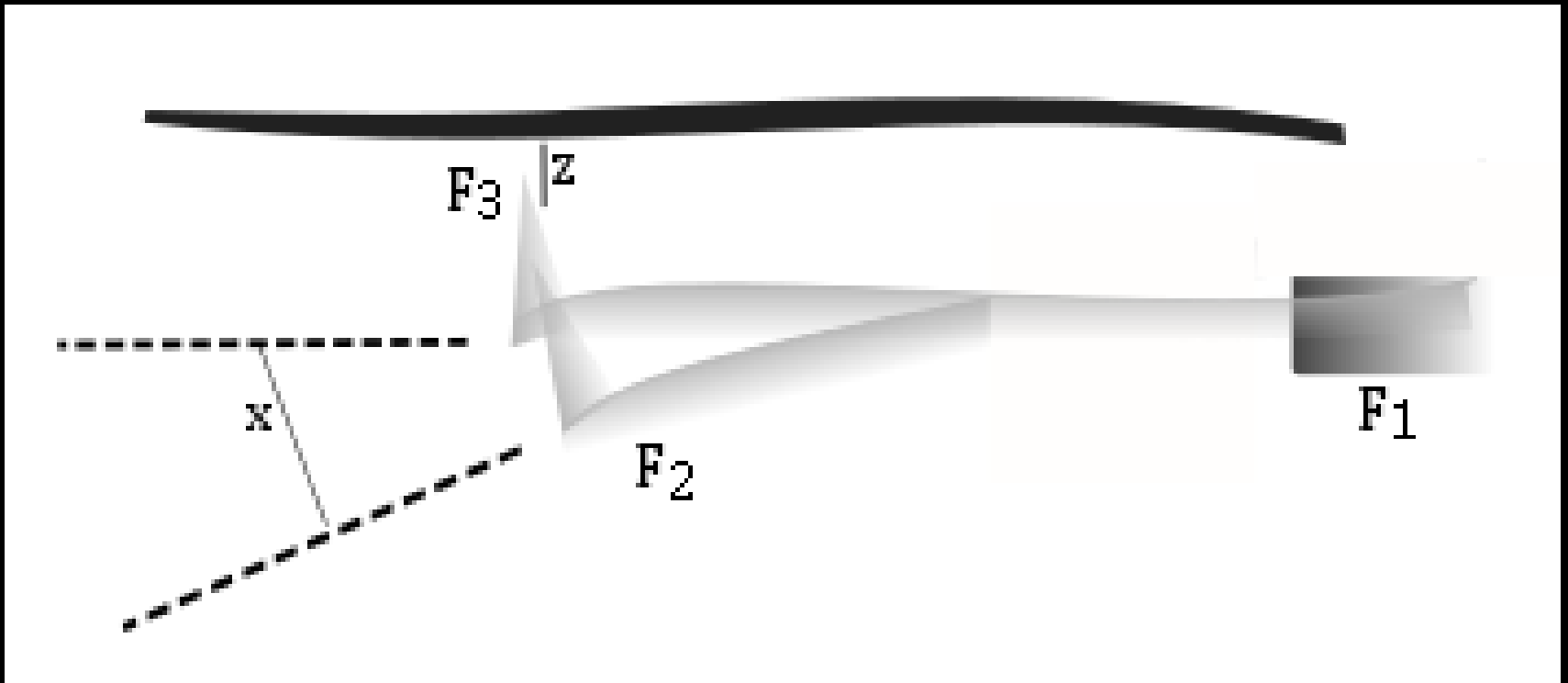
Future Goals

Thin Films

Islands

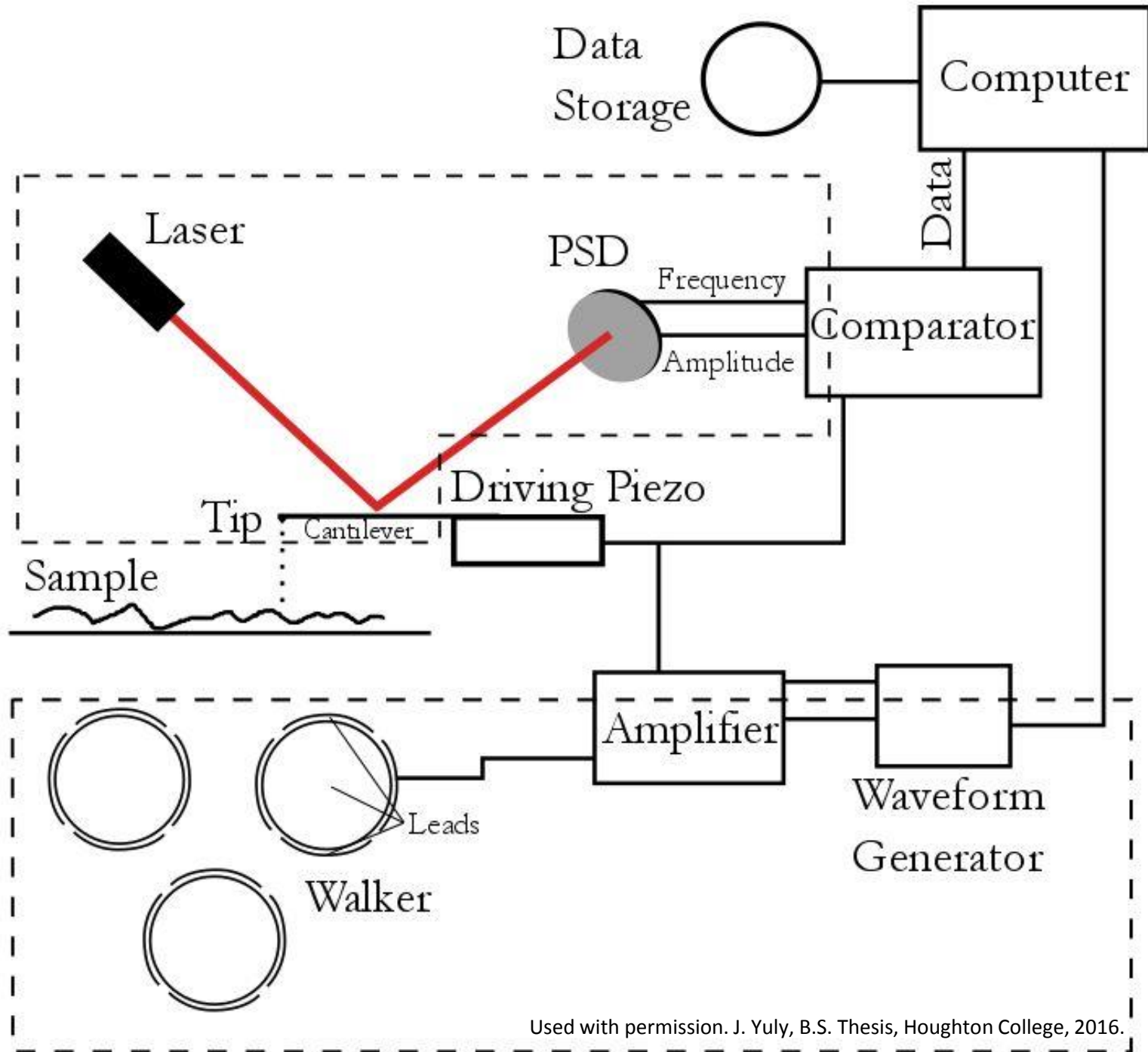
Grain Growth

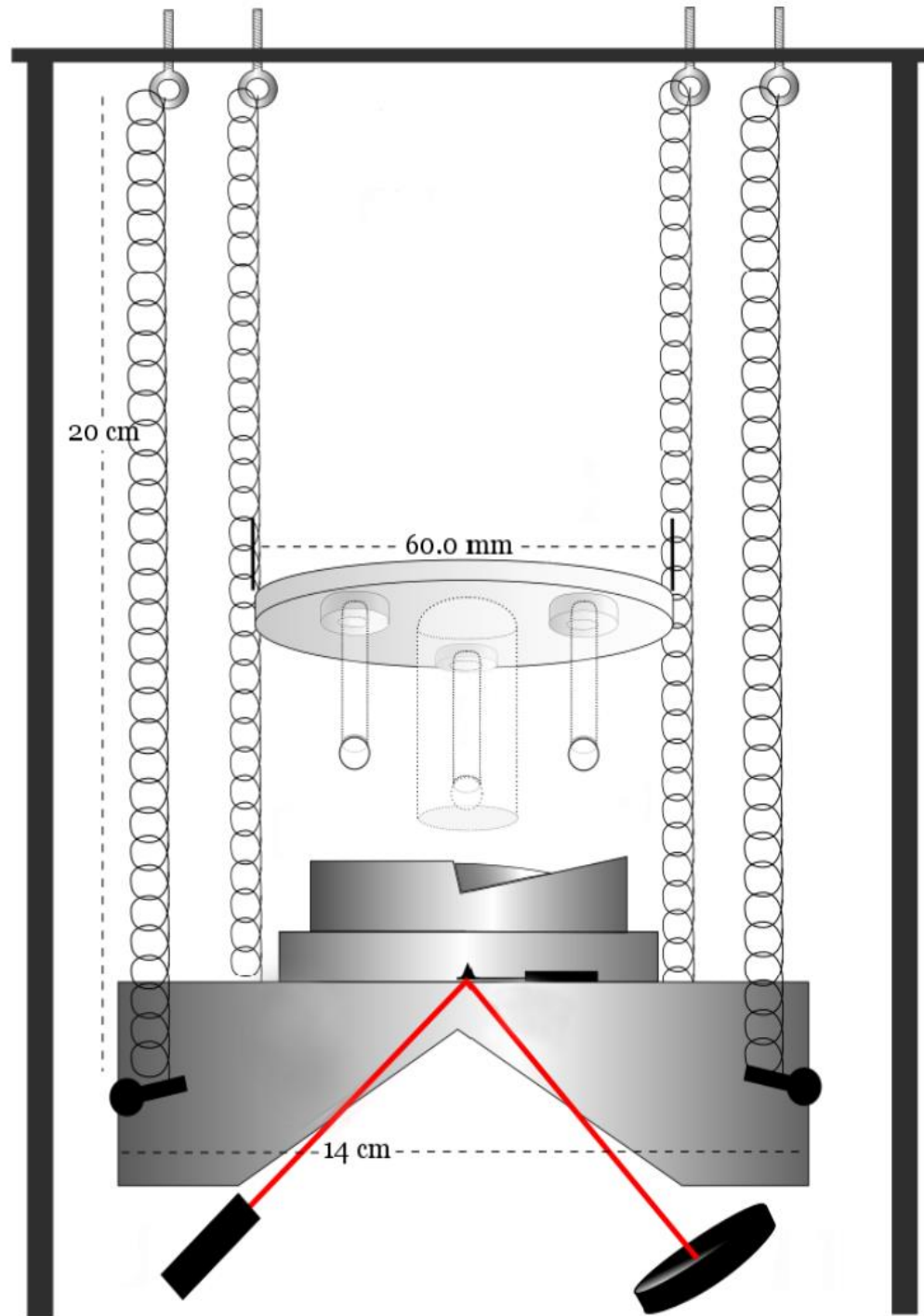
Image surface at atomic level





$$F_1 + F_2 + F_3 = ma$$

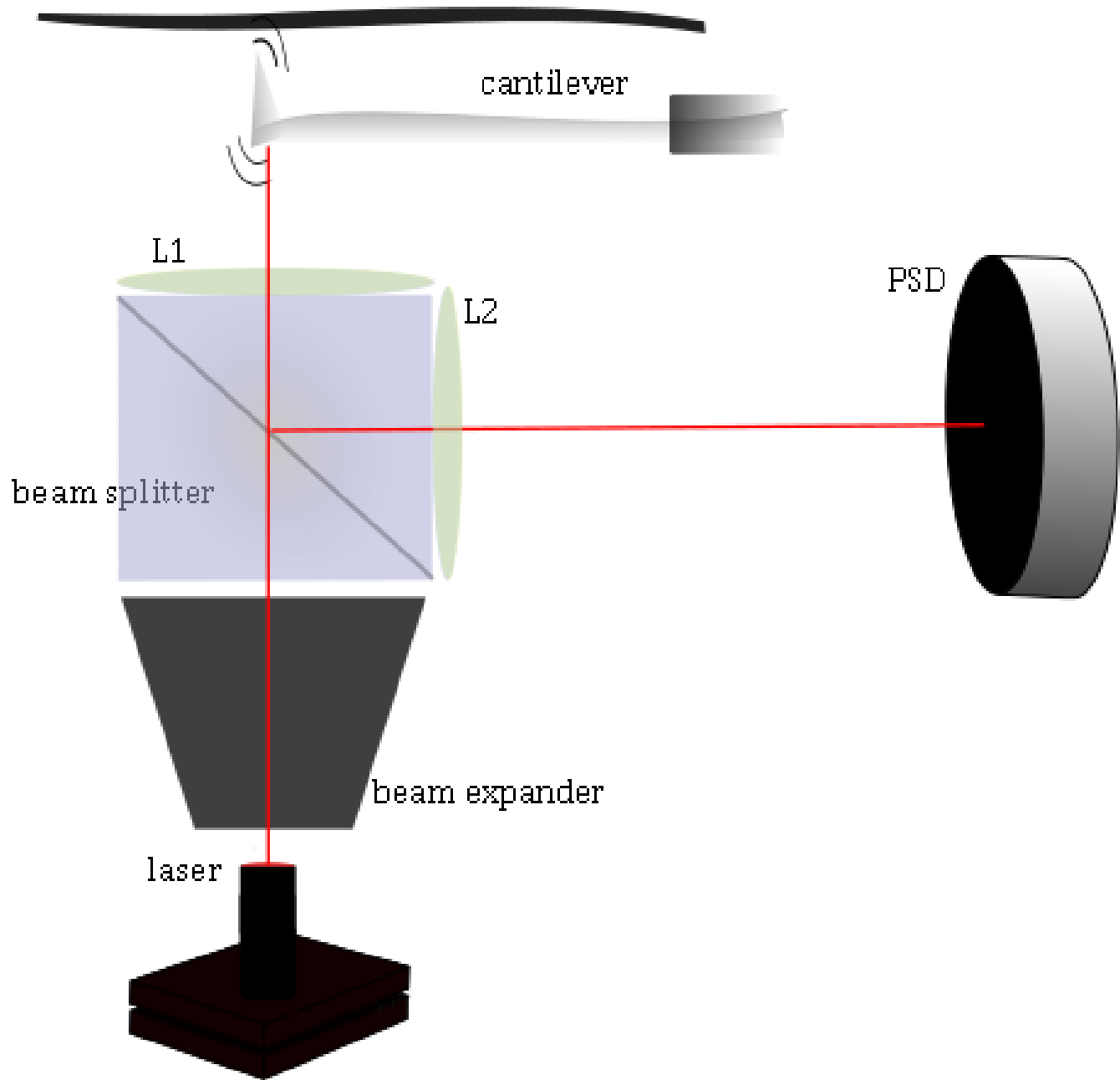
$$A \sin \omega_0 t - \frac{\omega_0^2}{m} x - \frac{\pi C \rho_1 \rho_2 R}{6D^2} = ma$$

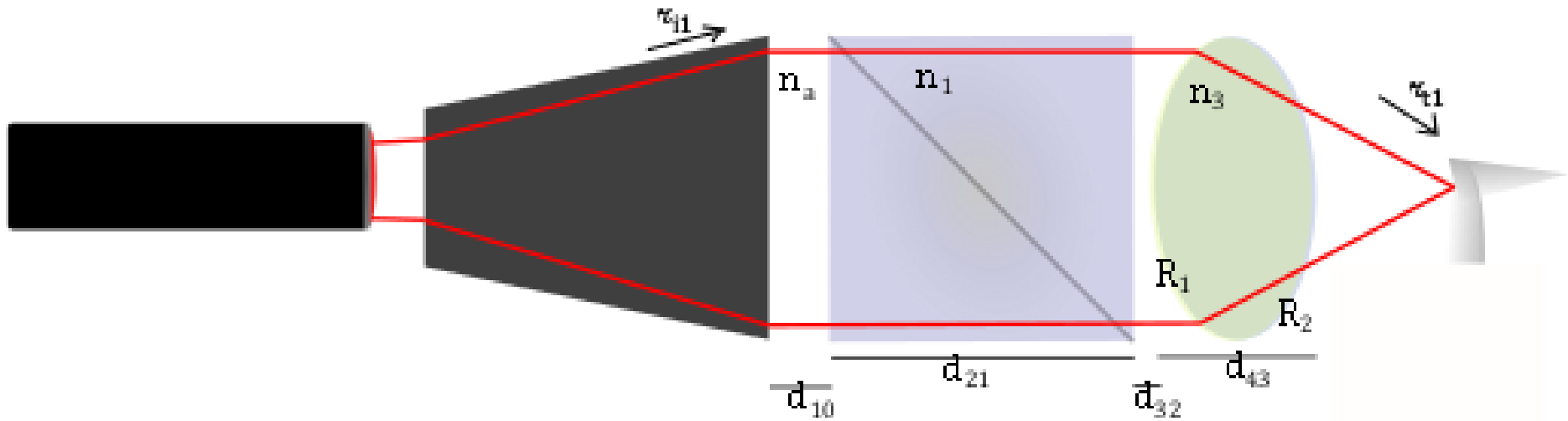








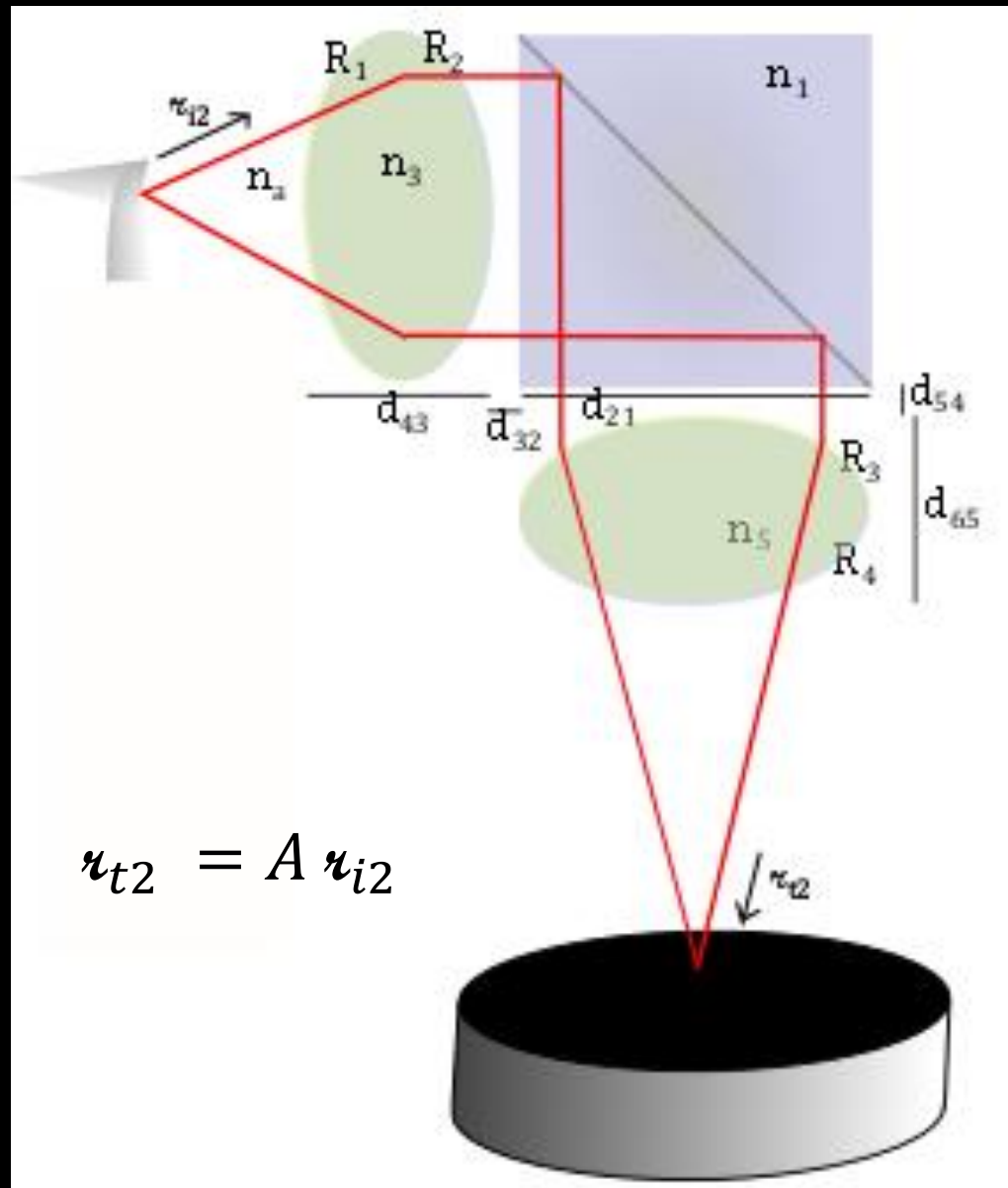




$$A = \begin{bmatrix} 1 & -\left(\frac{n_a - n_3}{R_2}\right) \\ 0 & 1 \end{bmatrix} \begin{bmatrix} 1 & 0 \\ \frac{d_{43}}{n_3} & 1 \end{bmatrix} \begin{bmatrix} 1 & -\left(\frac{n_3 - n_a}{R_1}\right) \\ 0 & 1 \end{bmatrix} \begin{bmatrix} 1 & 0 \\ \frac{d_{32}}{n_a} & 1 \end{bmatrix} \begin{bmatrix} 1 & 0 \\ \frac{d_{21}}{n_1} & 1 \end{bmatrix} \begin{bmatrix} 1 & 0 \\ \frac{d_{10}}{n_a} & 1 \end{bmatrix}$$

$$u_{t1} = A u_{i1}$$

$$A = \begin{bmatrix} 1 & -\left(\frac{n_a - n_5}{R_4}\right) \\ 0 & 1 \end{bmatrix} \begin{bmatrix} 1 & 0 \\ \frac{d_{65}}{n_5} & 1 \end{bmatrix} \begin{bmatrix} 1 & -\left(\frac{n_5 - n_a}{R_3}\right) \\ 0 & 1 \end{bmatrix} \begin{bmatrix} 1 & 0 \\ \frac{d_{54}}{n_a} & 1 \end{bmatrix} \begin{bmatrix} 1 & 0 \\ \frac{d_{21}}{n_1} & 1 \end{bmatrix} \begin{bmatrix} 1 & 0 \\ \frac{d_{32}}{n_a} & 1 \end{bmatrix} \begin{bmatrix} 1 & -\left(\frac{n_a - n_3}{R_2}\right) \\ 0 & 1 \end{bmatrix} \begin{bmatrix} 1 & 0 \\ \frac{d_{43}}{n_3} & 1 \end{bmatrix} \begin{bmatrix} 1 & -\left(\frac{n_3 - n_a}{R_1}\right) \\ 0 & 1 \end{bmatrix}$$



Future Goals

Movement of the walker

Cantilever driven to oscillate

Observation of the beam footprint on PSD

Redesign of stage

Obtaining topographical images

